

# PRODUCT LEAFLET SOFTWARE LIGHT INSPECTOR



The Viso Light Inspector® is the most intuitive light measurement interface and software system on the market. It is included in all Viso Light measurement products. All measured data is shown in-real time and results are displayed graphically to give you a fast overview.

## EASY TO USE - LOTS OF DATA

All processes are intuitive, and the Light Inspector guides you through both measurements, reports and calibrations step by step.

Measurements are fast: A full C-plane measurement in a 5-degree resolution typically takes 10 seconds.

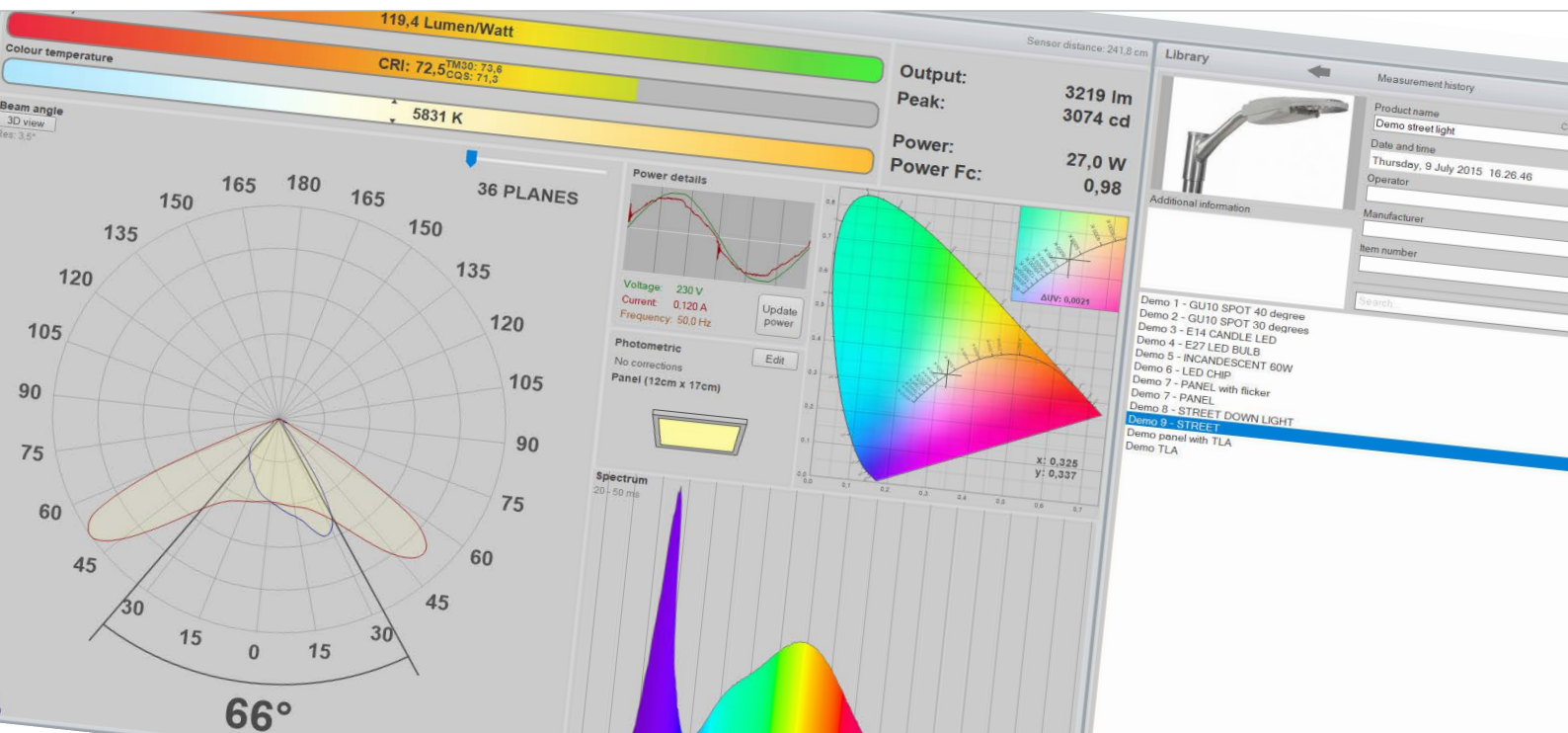
The Light Inspector software controls all Viso solutions: The full size LabSpion, the medium-sized BaseSpion, and the portable LightSpion. The Light Inspector even collects data from accessories such as external power supplies, LabFlicker and LabTemp and adds them to the same measurement file.

All fundamental data are based on spectral power distribution measurements in every point. From this data, all other data (flux, CCT, CRI etc.) is calculated. Even color-over-angle is possible.

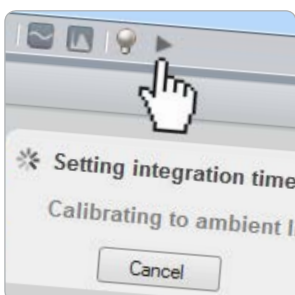
Light Inspector software is free and can be downloaded on <https://www.visosystems.com/download-light-inspector/>

- User-friendly graphical interface
- Automatic measurement setup
- Graphical power analyzer
- Real-time measurement data
- Detailed angular distribution
- Add product image and description
- Customized pdf reports
- Make your measurements online traceable
- Make your own measurement setup templates

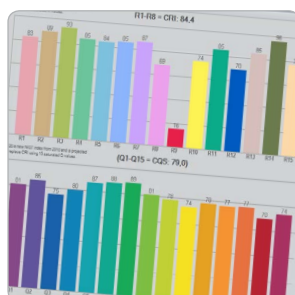
The Light Inspector dashboard gives you the perfect overview. Results are updated live while you do the measurement. Add images to ease browsing.




One click starts the fully automatic setup and the measurement cycle



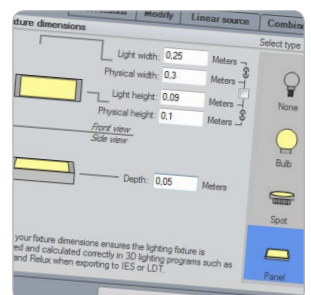
Comprehensive color quality data results, including CRI, CQS and TM30 values



Real power efficiency can be calculated using the radiated spectral energy



Easily add dimensions to your light sources and luminous areas



# SPECIFICATIONS

For more information, please check [www.visosystems.com](http://www.visosystems.com)  
or contact Viso Systems at [info@visosystems.com](mailto:info@visosystems.com)

## MAIN ADVANTAGES

- Download software to as many PCs as desired
- General software and updates are free
- Easy to use - does not require a specialist background
- Many language versions: English, German, Spanish, French, Italian, Japanese, Portuguese, Russian and Chinese
- Data in abundance - dive into all of the data that Light Inspector provides
- Special dashboard setups for your application: Photometric, horticultural, automotive, UV, and radiometric
- Tracking option: Make your measurements traceable using the Viso tracking server giving each measurement a unique tracking number
- Several ways of reporting and exporting data: PDF, XLS, CSV, IES, LDT

## SPECIAL SOLUTIONS

The Light Inspector software offers many application-specific solutions. As Viso light measurement solutions include spectrometer sensors, fundamental data include both intensity and spectral results in full spatial resolution.

Change main result units and dashboard layout to fit your special application: Photometric, horticultural, power, radiometric dose, UV, automotive and lanterns.

Special EPREL solution: Make ready-to-upload EPREL zip files directly from your light measurements (European Product Registry for Energy Labelling).

There are many possibilities for posterior corrections such as angle adjustments and symmetrizing. Joining two measurements (upper and lower hemispheres) is easy. The system even helps you to scale measurements of linear lamps to any desired length.

You can set up your own measurement profiles. These are measurement protocol templates that helps you to repeat your chosen setups.

Add images to your measurement. This makes browsing through files easier and photos can be used in report. The QR code functionality allows you to add mobile phone photos directly to your original measurement file in less than 30 seconds.

Calculate human circadian responses (ipRGC-Influenced responses to Light) such as M/P ratios and melanopic EDI.

Work with UV light and create dose maps for easy evaluation of e.g., germicidal effects.

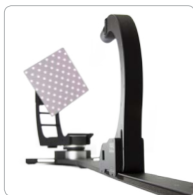
Work with flicker tests in all contemporary metrics - PstLM, SVM, Mp, Hz, % etc. Collect all results in one original measurement file.

## LIGHT INSPECTOR CONTROLS ALL SYSTEMS

LabSpion



BaseSpion



LightSpion



LabFlicker



Labarazzi



LabTemp



## TECHNICAL SPECIFICATIONS

### System requirements

Software compatible with  
PC Processor  
RAM  
Ports  
To run custom PDF reports

PC Windows 7, 8 and 10 – 64 bit  
Min. 2 GHz  
Min. 4 Gb  
Min. 1 pcs. USB port (for LabFlicker +1)  
Microsoft Word and Excel installed

### Download

Download (incl. updates, and firmware) directly from

[www.visosystems.com/download-light-inspector/](http://www.visosystems.com/download-light-inspector/)

### Communication (optional)

.NET DLL interface  
Compatible external DC power supplies  
Compatible external power analyzer (built-in power analyzer included)

LabView, C#/C++/MatLab/Custom  
Supports KORAD KA3005P, Manson SSP-8160, VELLEMAN PS3005D  
Supports GW Instek GPM-8310